

# Monroeville Police Department 2020 Report



## **Message From The Chief**

What a year. To say that 2020 presented challenges is an understatement. How do you prepare for a pandemic the likes of which we have not seen in over a century? Everyone's way of life changed dramatically and that was especially true for all police departments. Throughout the year we tried to serve our citizens while ensuring the safety of everyone from infection. We were truly fortunate as to date no full-time officers contracted Covid-19. However, two part time officers did contract the virus, but they recovered in several weeks with no ill effects. So far, vaccinations have not come available for police officers.

Even with all the restrictions of everyday activity, the Village was able to finish the construction of our new Municipal Complex. In September, the police department completed the move to our part of the facility, and we are steadily acclimating to this wonderful new home.

Training has always been important, not only in developing new officers but also honing the skills of seasoned veterans. As with many things this year, most training could not be conducted due to Covid-19 issues except for those areas that was mandated by the state such as recertification on the BAC Verifier which conducts blood alcohol testing by breath as well as LEADS which is the state-run system to permit the search of driver and vehicle information. Throughout the year we have steadily updated our policy and procedure manual in order to be in compliance with the most recent federal and state mandates.

Our part time staff has continued to be stable with no new officers added to our ranks.

As start this new year it is our hope that things will continue to improve. More people will get vaccinated, our economy will improve, and people will be able to go back to work, and our community will continue to grow and prosper.

### **Incidents For 2020**

In 2020 officers of the Monroeville Police Department responded to 1,517 incidents. This represents a decrease of approximately 50.15% over 2019 when officers responded to approximately 3,043 incidents. This decline is linked to the implementation of Covid-19 protocols that required our officers to limit their contact with the public. Also, citizens were less mobile, staying home more often resulting in a 50% drop in reported vehicle accidents. A detail listing of those incidents is attached to this report.

### **Photo Enforcement**

During 2020 approximately 1,840 notices of liability were sent out to motorists for speeding and red-light violations. This is a decrease compared to 2019 when approximately 4,107 notices of liability were sent out. The average speed violation was approximately 14.41 miles per hour over the posted speed limit. The most flagrant speed violation was 37 miles per hour over the posted speed limit or 62 miles per hour in a posted 25 zone.

The average red-light violation was approximately 2.37 seconds. This means the light was red for 2.37 seconds when the vehicle crossed the stop bar prior to entering the intersection. The most flagrant violation was 33.5 seconds.

In order to be considered a red-light violation, the vehicle must have crossed the stop bar after the traffic light has turned red. The stop bar is the very wide white line that is located next to

the crosswalk lines, furthest from the intersection. It is not considered a red-light violation if the vehicle is in the intersection when the light turns red. For example, a vehicle stopped in traffic, inside the intersection, to make a left turn would not be considered a red-light violation. Unless there is signage prohibiting, vehicles are permitted to make a right turn on red provided they come to a complete stop first before proceeding safely with the turn.

Speed violations are recorded when a vehicle reaches a speed of 12 mph or higher in a non-school zone area. In school zones a vehicle must be going 10 mph or higher to receive a notice of liability.

### **Norwalk Municipal Court-Fines**

In 2020 Norwalk Municipal Court assessed \$17,667 in traffic fines as compared to \$40,518 in 2019. In 2020 \$3,145 in fines were assessed for criminal cases as compared to \$10,697 in 2019. Fines for Failure to File Village Income Tax are included in the criminal fine total.

## Police Cruisers



Cruiser	#Year	Odometer at year end	Miles Driven 2020	Condition
12	2013	101,041	2,368	Good
18	2020	10,336	10,336	Excellent
20	2020	7,587	7,587	Excellent

The Monroeville Police Department added two new 2020 cruisers to the fleet. One cruiser was a replacement for one that had been struck while parked and subsequently totaled. The second cruiser was part of our routine replacement cycle. Both new cruisers are Ford Explorers, but the second cruiser purchased is a Hybrid model. So far, the hybrid showing a significant savings in fuel costs for the Village.



## **Community Outreach Programs**

### **Hooked on Fishing.**

Hooked on Fishing has been a great tradition for many years here in Monroeville. Lots of food, fun, prizes and occasionally some fish are caught. Unfortunately, we were unable to hold this event due to the Covid-19 pandemic. We hope that we will have better luck in 2021.

### **Pizza With The Police**


The COVID-19 Pandemic has caused much hardship throughout our community. Many lost their jobs or had their hours reduced. Simple things like putting food on the table wasn't quite so simple anymore. So, the Officers of the Monroeville Police Department pooled together \$1000.00 to help supply its citizens with over 400 pizzas. These were given away at Clark Park on Monday, May 11<sup>th</sup>. Many thanks to Peans for supplying the pizzas!











## **Safety Town**

As with Hooked On Fishing, we were unable to conduct our annual Safety Town due to the COVID-19 Pandemic. We hope to be back next year.

## **No Shave November**

The officers at the Monroeville Police Department participated in No Shave November program. The officers refrain from shaving during the month of November to raise awareness of community needs and raise money for such deserving charities as St. Jude's Children's Hospital. This year the officers raised \$500!

Gary M. Lyons, Chief of Police



Monroeville Police Department  
Officer Activity For The Year 2020

Category	Officer									
	981	982	983	984	985	986	987	988	989	Total
DUI				4	6					10
DUS or No Driver's License			29	2	14			4		49
Red Light			9		2					11
Stop Sign										0
Speed			32	15	17			25	2	91
Dragon Cam	4		32	40	26					102
Expired Plates			11	4	11				1	27
Seat Belt Violations				1						1
Equipment Violations			2	4	4					10
Accident Citations	2	3	3		1					9
Accident Investigated	2	6	9	3	1					21
All Other Citations			11	8	9			2		30
Warnings	2	7	148	33	154		3	31	9	387
Parking Tickets					1					1
Felony Arrests				2	1					3
Misdemeanor Arrests Or Summons	1	2	10	14	16			1		44
Felony Warrants										0
Misdemeanor Warrants		4	4	3	6			1	1	19
Major Incidents	4	3	11	13	21			4		56
Routine Incidents	38	79	154	97	242		2	18	3	633

981-Lyons  
982-Kimball  
983-Eggleston  
984-Meyer  
985-Hanuscin  
986-Querin  
987-Sheehan  
988-Silvers  
989-Henderson

# MONROEVILLE POLICE DEPARTMENT



## Incident Type Comparison Statistics

Month and Year Processed: 12 2020

MONROEVILLE POLICE DEPARTMENT Incident Type Description	Incident Type Code	2019 Dec	2020 Dec	PERCENT CHANGE	2019 TO DATE	2020 TO DATE	PERCENT CHANGE
911 Hang Up Call	911HANGUP	3	2	-33.33%	31	37	19.35%
Alarm Burglar	ALARMBUR	3	3	0.00%	31	15	-51.61%
Alarm Medical	ALARMMED	0	0	0.00%	1	0	-100.00%
Animal At Large	ANIMALATLR	3	4	33.33%	35	23	-34.29%
Animal Bite	ANIMABITE	0	0	0.00%	4	2	-50.00%
Assault	ASSAULT	0	0	0.00%	1	2	100.00%
Assist Other Agency	ASSTAGENCY	8	3	-62.50%	51	26	-49.02%
Bike Found	BIKEFOUND	0	0	0.00%	0	2	0.00%
Breaking And Entering	B&E	0	0	0.00%	2	0	-100.00%
Burglary	BURGLARY	0	0	0.00%	0	1	0.00%
Civil Matter	CIVIL	0	3	0.00%	17	17	0.00%
Counterfeiting	COUNTERFTG	0	0	0.00%	1	0	-100.00%
Crash Animal	CRASHANML	0	0	0.00%	0	3	0.00%
Crash General	CRASHGNRL	0	2	0.00%	29	13	-55.17%
Crash Hit Skip	CRASHHITSK	1	1	0.00%	2	2	0.00%
Crash Injury	CRASHINJRY	0	0	0.00%	2	1	-50.00%
Crash Private Property	CRASHPP	0	1	0.00%	4	4	0.00%
Criminal Damaging	CRMDMG	0	0	0.00%	0	4	0.00%
Criminal Mischief	CRMMIS	0	0	0.00%	0	1	0.00%
Detail Paperwork	DETAILPRK	0	0	0.00%	3	8	166.67%
Detail Traffic	DTL-TRAF	0	0	0.00%	1	0	-100.00%
Disorderly Conduct	DISCNDT	0	0	0.00%	4	0	-100.00%
Disorderly Conduct Fighting	DISCNDTFT	0	0	0.00%	1	0	-100.00%
Disorderly Conduct Intoxication	DISCNDTINT	0	0	0.00%	5	1	-80.00%
Disturbance	DISTURB	0	5	0.00%	12	27	125.00%
Disturbing The Peace	DISTRBPEAC	0	1	0.00%	5	9	80.00%
Domestic Violence	DOMESTIC	1	1	0.00%	7	7	0.00%

# MONROEVILLE POLICE DEPARTMENT



## Incident Type Comparison Statistics

Month and Year Processed: 12 2020

EMS Call	EMS CALL	8	2	-75.00%	54	52	-3.70%
EMS-Assistance	EMS-ASSIST	0	0	0.00%	1	0	-100.00%
Escort	ESCORT	0	0	0.00%	2	2	0.00%
Fire Call	FIRE CALL	1	0	-100.00%	12	10	-16.67%
Fire Investigation	FIRE-INVES	0	1	0.00%	3	2	-33.33%
Firearms Complaint	FIRE-ARMS	0	0	0.00%	0	5	0.00%
Fireworks	FIREWORKS	0	0	0.00%	2	0	-100.00%
Follow Up Investigation	FOLLOWUP	0	1	0.00%	16	65	306.25%
Fraud	FRAUD	0	0	0.00%	0	1	0.00%
Fraud Credit-Debit Card	FRAUDCRED	0	0	0.00%	0	1	0.00%
Harassment	HARASSMENT	1	1	0.00%	4	5	25.00%
Harassment Telephone	HARRAS-TEL	0	0	0.00%	1	2	100.00%
Hazard	HAZARD	2	5	150.00%	20	26	30.00%
Health Sanitation	HEALTHSANI	0	0	0.00%	0	1	0.00%
Information	INFO	6	12	100.00%	113	125	10.62%
Juvenile Abuse	JUV-ABUSE	0	0	0.00%	1	0	-100.00%
Juvenile Contact	JUC-CONTCT	0	1	0.00%	12	12	0.00%
Juvenile Curfew	JUV-CURFEW	0	0	0.00%	3	1	-66.67%
Juvenile Delinquent	JUV-DELQ	0	0	0.00%	4	3	-25.00%
Juvenile Endangering	JUV-ENDGR	0	0	0.00%	1	1	0.00%
Juvenile Unruly	JUV-UNRULE	0	2	0.00%	9	21	133.33%
Liquor Violations	LIQUOR	0	0	0.00%	9	7	-22.22%
Littering	LITTERING	0	0	0.00%	1	0	-100.00%
Menacing	MENACING	0	1	0.00%	3	3	0.00%
Mental Health	MENTAL	0	0	0.00%	5	4	-20.00%
Narcotic Drugs Possession	NARCS-POSS	2	0	-100.00%	38	13	-65.79%
Narcotics Drug Paraphernalia	NARCS-PARA	0	0	0.00%	12	6	-50.00%
Narcotics Drugs Trafficking	NARCS-TRAF	1	0	-100.00%	4	1	-75.00%



# MONROEVILLE POLICE DEPARTMENT



## Incident Type Comparison Statistics

Month and Year Processed: 12 2020

Narcotics Overdose	NARCS-OD	0	0	0.00%	1	2	100.00%
OVI	OVI	1	0	-100.00%	9	5	-44.44%
Open Building Door Window	OPENDOOR	0	2	0.00%	16	18	12.50%
Parking Complaint	PARKING	0	0	0.00%	2	3	50.00%
Person Deceased	PER-DOA	0	0	0.00%	0	1	0.00%
Persons Missing	PER-MISS	0	1	0.00%	2	2	0.00%
Persons Suspicious	PER-SUSP	1	6	500.00%	26	26	0.00%
Prisoner Detail Transport	PRISON-TR	0	0	0.00%	4	3	-25.00%
Property Damage	PROP-DMG	1	0	-100.00%	3	7	133.33%
Property Found Recovered	PROP-FOUND	1	3	200.00%	5	13	160.00%
Property Lost	PORP-LOST	0	0	0.00%	0	2	0.00%
Railroad Complaint	RAILROAD	0	0	0.00%	0	2	0.00%
Robbery	ROBBERY	0	0	0.00%	1	0	-100.00%
Search Warrant	SEAR-WARR	0	0	0.00%	1	0	-100.00%
Sex Offenses - Gross Sexual Imposition	SEX-IMPOS	0	0	0.00%	1	0	-100.00%
Solicitor Complaint	SOLICITOR	0	0	0.00%	3	0	-100.00%
Suicide Attempted	SUICIDE	0	0	0.00%	0	1	0.00%
Theft - Coin Machine Tampering	THEFT-COIN	0	0	0.00%	2	2	0.00%
Theft - From Car	THEFT-FROM	0	0	0.00%	0	1	0.00%
Theft - Petty	THEFT-PET	1	0	-100.00%	9	10	11.11%
Theft - Shoplifting	THEFT-SHOP	0	0	0.00%	5	1	-80.00%
Theft Grand	THEFT-GRAN	1	0	-100.00%	3	3	0.00%
Theft Other Offense	THEFT-OTHE	0	0	0.00%	2	2	0.00%
Traffic Offense	TRAFIC OFF	2	5	150.00%	44	55	25.00%
Traffic Stop	TRAFSTOP	30	4	-86.67%	628	176	-71.97%
Traffic Stop-Warning	TRAFWARN	125	4	-96.80%	1486	421	-71.67%
Trespassing	TRESPASS	0	0	0.00%	2	5	150.00%
Unlawful Sexual Conduct With A Minor	ULCWMINOR	0	0	0.00%	0	1	0.00%

# MONROEVILLE POLICE DEPARTMENT



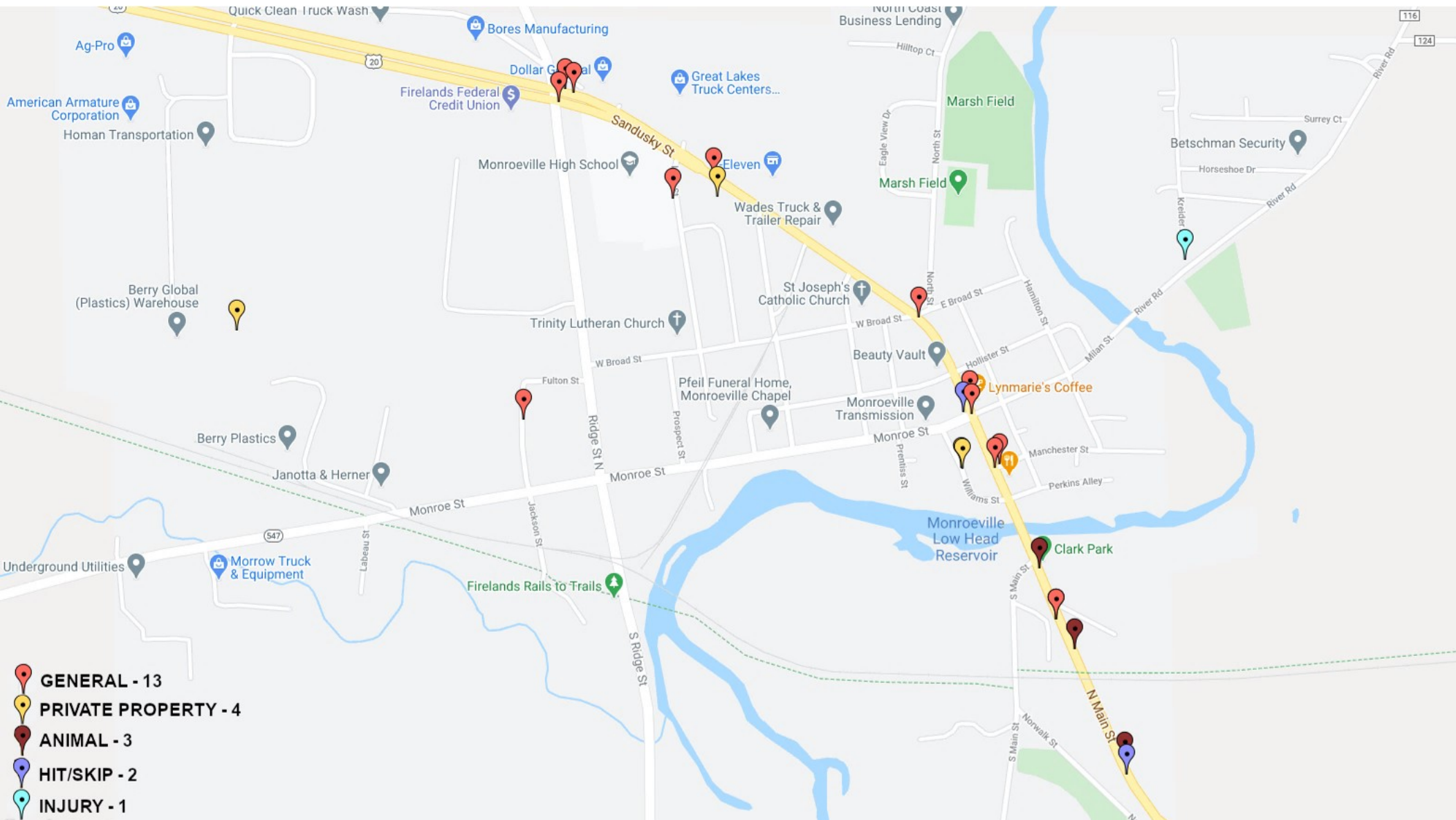
## Incident Type Comparison Statistics

Month and Year Processed: 12 2020

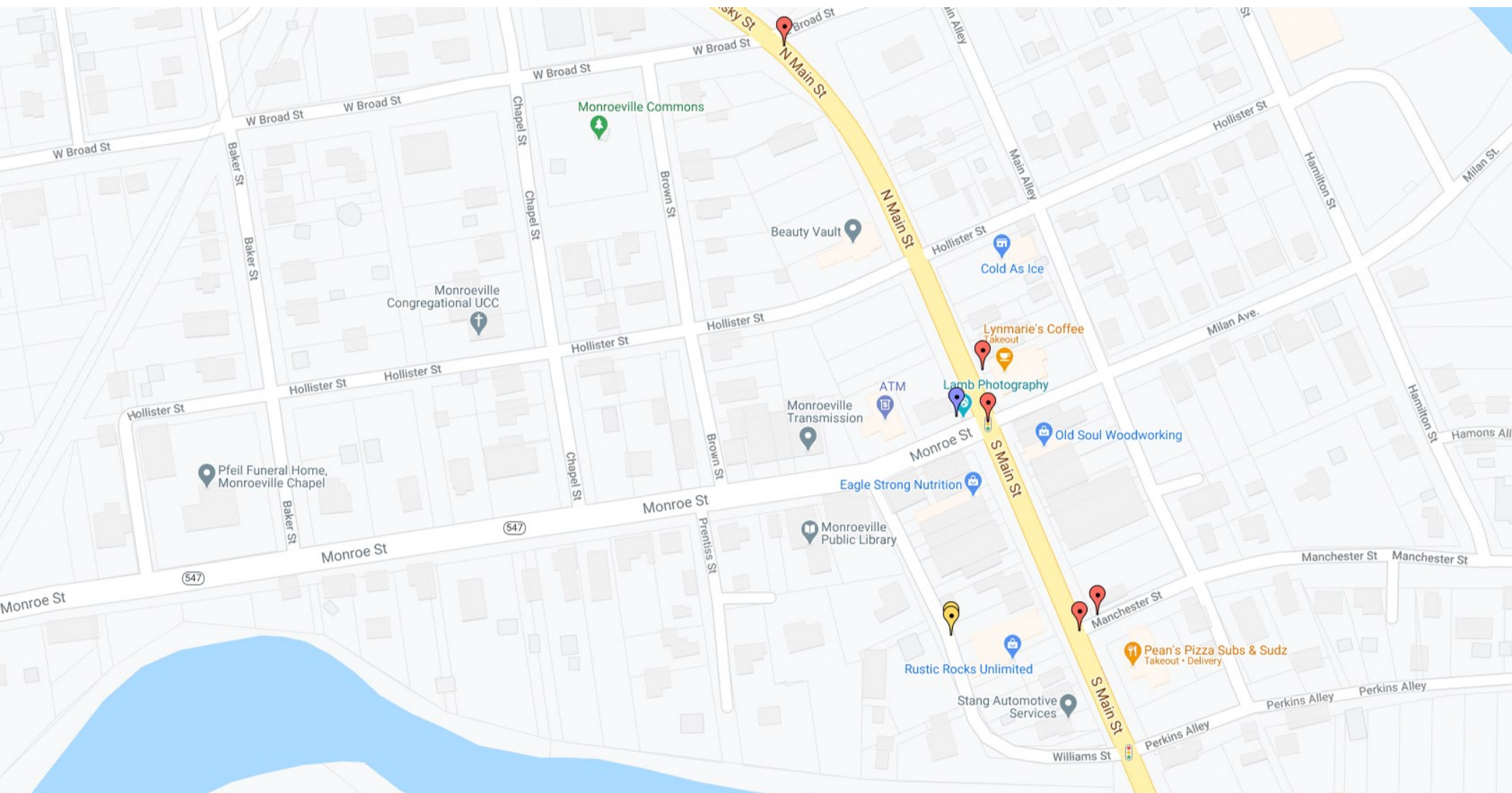
Utilities Complaint	UTILITIES	2	1	-50.00%	12	15	25.00%
Vandalism	VANDALISM	0	0	0.00%	2	1	-50.00%
Vehicle Disabled	VEH-DISABL	1	3	200.00%	33	20	-39.39%
Vehicle Immobilized Towed	VEH-IMBTOW	1	0	-100.00%	6	3	-50.00%
Vehicle Junk	VEH-JUNK	0	0	0.00%	5	1	-80.00%
Vehicle Lock Out	VEH-LOCKOU	2	0	-100.00%	31	25	-19.35%
Vehicle Suspicious	VEH-SUSPC	1	8	700.00%	48	57	18.75%
Violation Of Court Order - Tpo - Court Order	VIOL-TPO	0	0	0.00%	0	1	0.00%
Void	VOID	0	0	0.00%	3	2	-33.33%
Warrant Arrest Service	WARNTSRV	0	0	0.00%	12	2	-83.33%
Warrant Arrest Summons	WARRANT	1	2	100.00%	21	21	0.00%
Weapons	WEAPONS	0	0	0.00%	0	2	0.00%
Welfare Check	WELFARECK	3	1	-66.67%	36	31	-13.89%

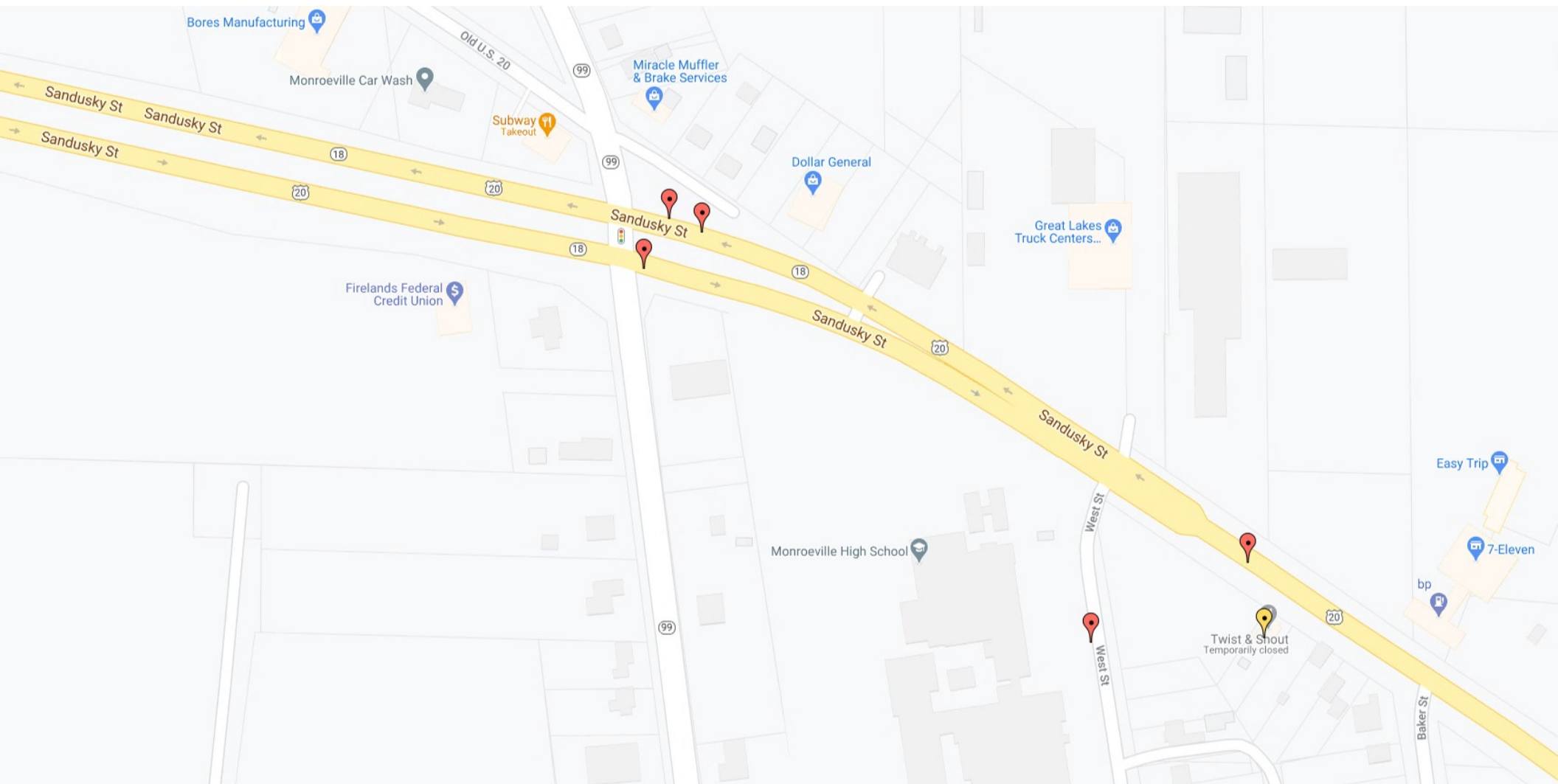
Total incidents for MONROEVILLE POLICE DEPARTMENT

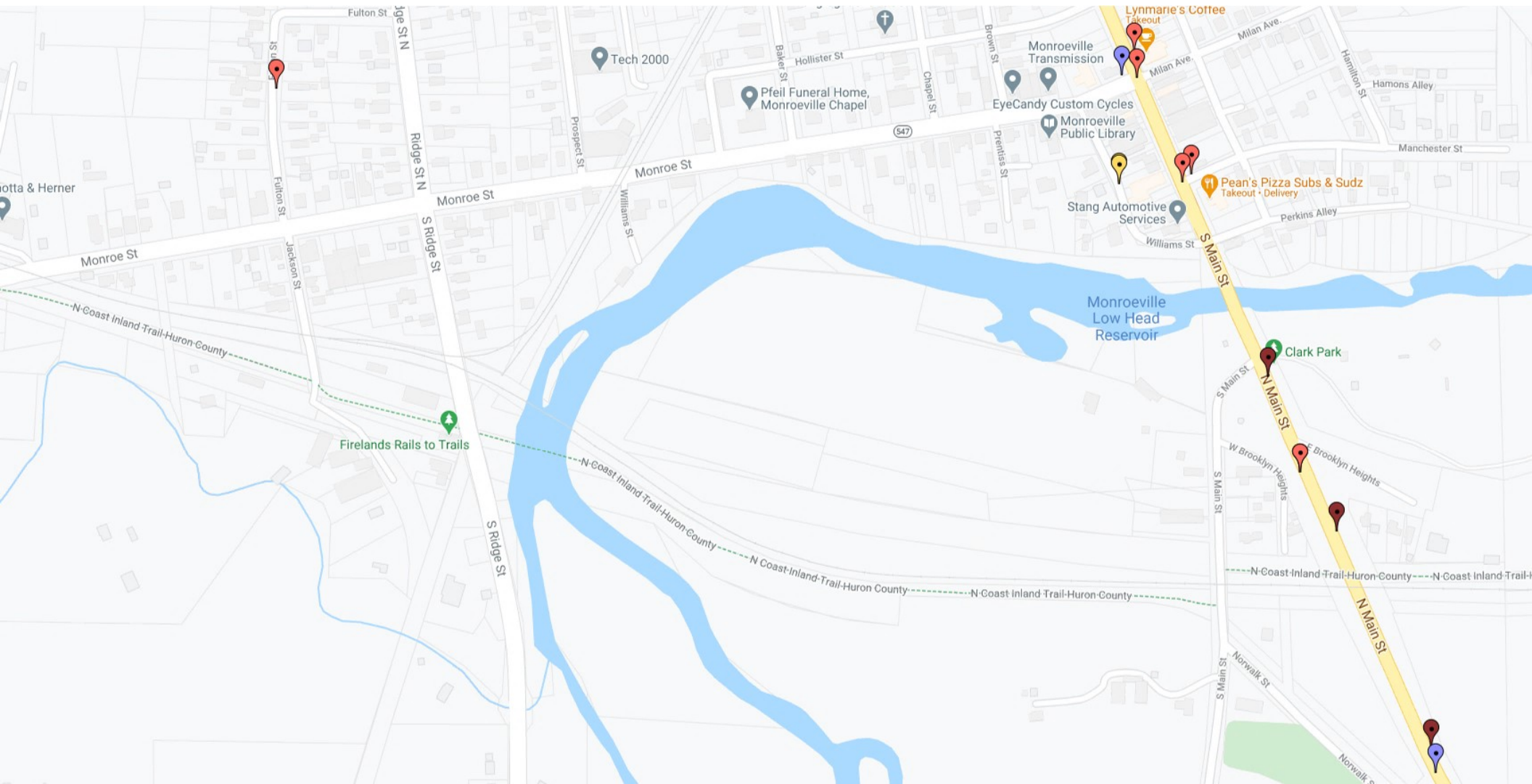
214	92	-57.01%	3043	1517	-50.15%
-----	----	---------	------	------	---------



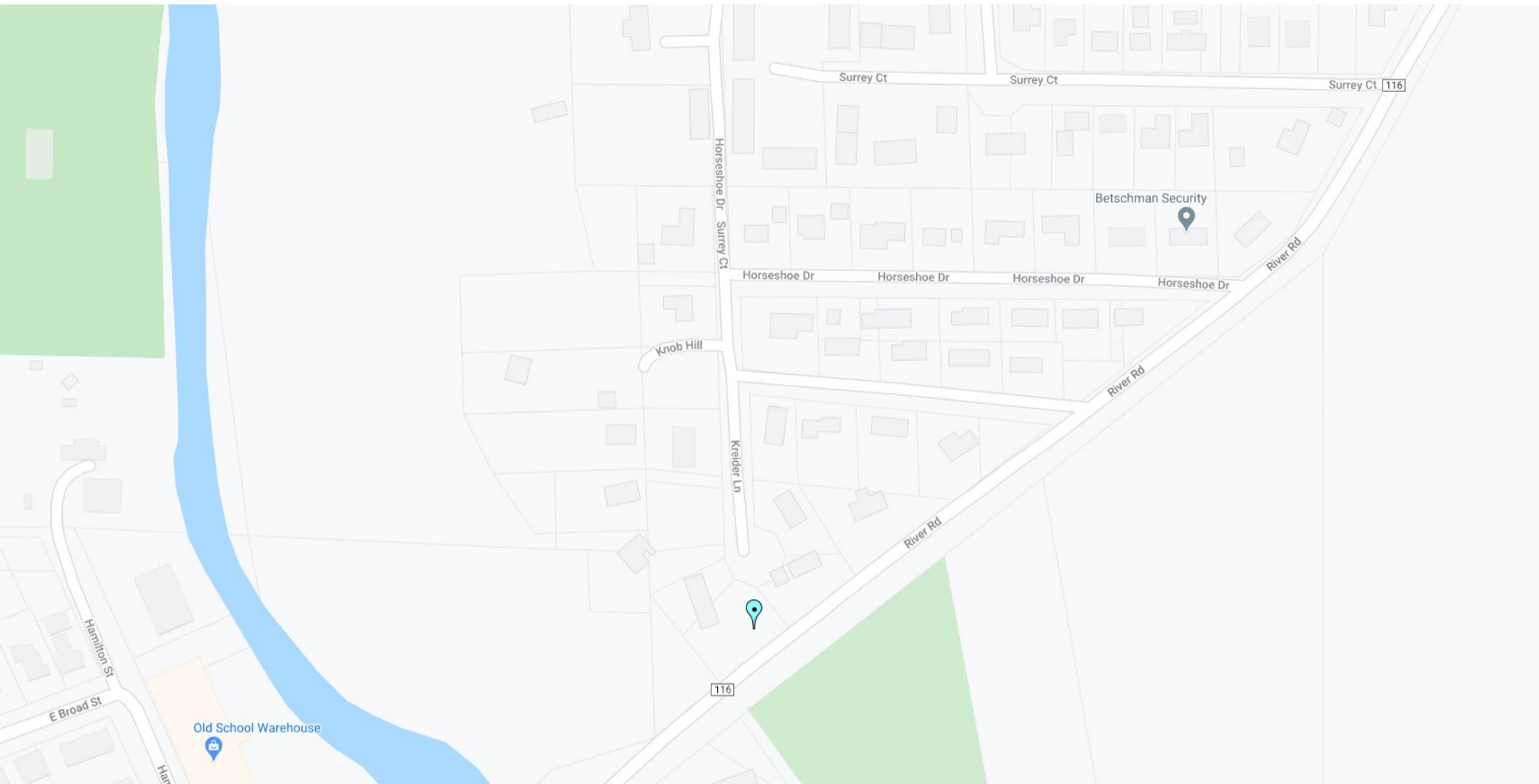


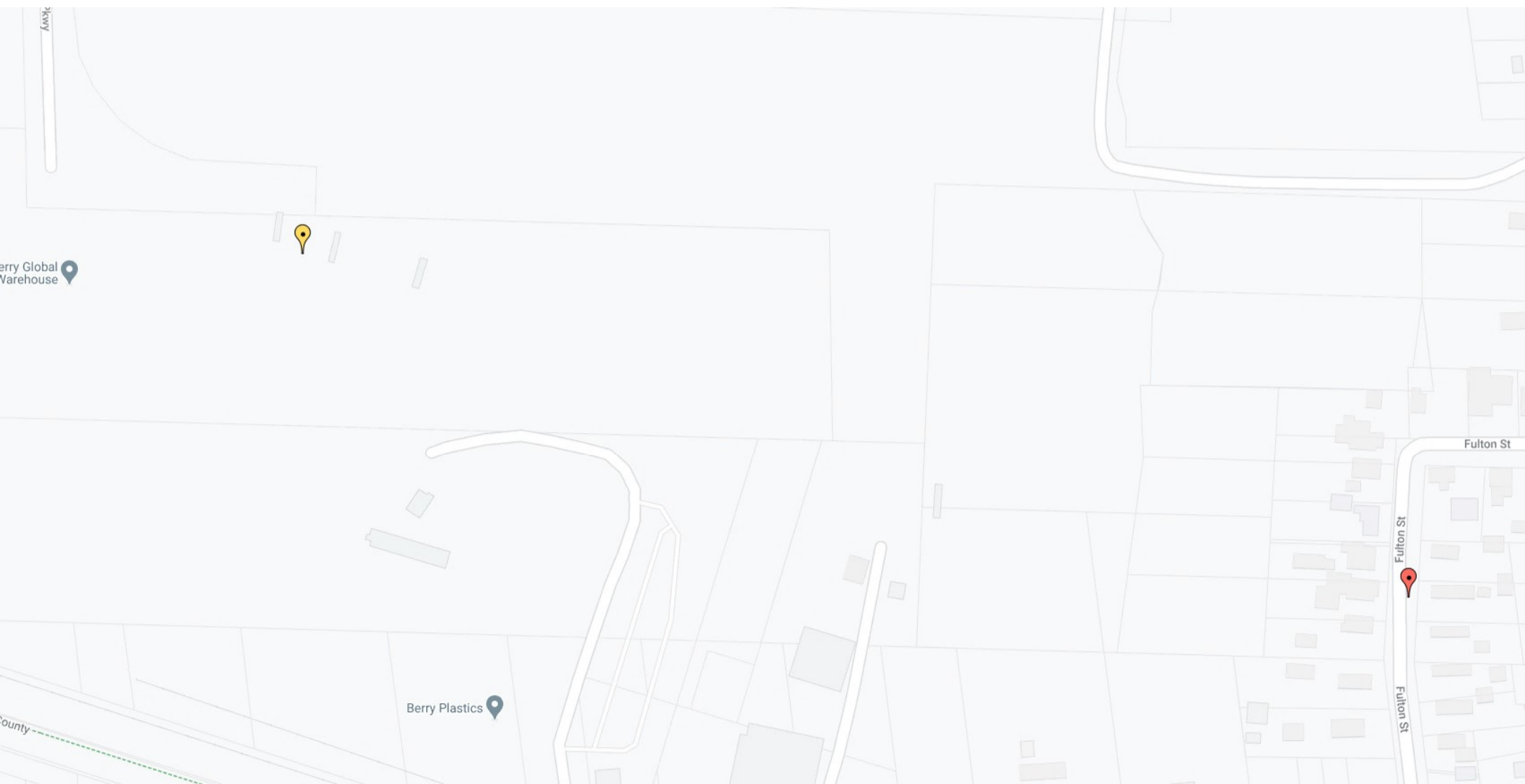












TRAFFIC-CRIMINAL REPORT 2020  
YEAR-TO-DATE DECEMBER

BALANCE AS OF JANUARY 1, 2020			\$	28,515.73
Total Received from:	01/01/20 to 12/31/20		+	\$ 1,225,849.92
Total Disbursed from:	01/01/20 to 12/31/20		-	\$ 1,222,471.98
BALANCE CARRIED TO JANUARY 2021			\$	31,893.67
SUNDRIES	Miscellaneous Checks	\$		97,682.72
	Restitution			30,415.15
			\$	128,097.87
CITIES	Norwalk criminal fines	\$		12,368.86
	Norwalk traffic fines			19,634.12
	Sealing Record fees			140.00
	Costs			168,466.55
	Ignition Interlock fee (IIFL)			102.50
	40-45% Ohio State Patrol fines			54,503.45
	Indigent Alcohol Treatment Fund (IATC)			4,581.00
	Witness fees reimbursed			118.54
	Willard criminal fines	\$		1,282.30
	Willard traffic fines			1,480.00
	Witness fees reimbursed			
			\$	2,762.30
VILLAGES	Greenwich criminal fines	\$		2,660.00
	Greenwich traffic fines			5,999.20
	Witness fees reimbursed			102.01
	New London criminal fines	\$		515.00
	New London traffic fines			3,101.00
	Witness fees reimbursed			24.73
			\$	3,640.73
	Milan criminal fines	\$		
	Milan traffic fines			
	Monroeville criminal fines	\$		3,145.00
	Monroeville traffic fines			17,667.00
	Witness fees reimbursed			
			\$	20,812.00
	Plymouth criminal fines	\$		
	Plymouth traffic fines			
	Witness fees reimbursed			
			\$	
	Wakeman criminal fines	\$		610.00
	Wakeman traffic fines			11,355.00
	Witness fees reimbursed			
			\$	11,965.00.
SHERIFF COUNTY	Huron County Sheriff Department	\$		8,185.70.
	**Less Huron County Law Library	\$		(5,500.00)
	10% Ohio State Patrol fines			13,597.90
	50% Liquor fines			2,616.95
	Criminal fines			70,421.02
	Dog fines			830.00
	Health Department			790.00
	Highway Maintenance			19,807.00
	Highway Safety (Child Restraint)			50.00
	Public Defender Fund			5,930.30
	Sealing Record fees			680.00
	Uniform traffic fines			163,331.67
	Jury fees reimbursed			609.00
	Witness fees reimbursed			2,108.01
			\$	275,271.85
STATE	50% Liquor fines	\$		2,616.95
	Bail Bond Surcharge			4,325.00
	Drug Enforcement Fund (DEFC)			10,352.17
	General Revenue Fund (GRF)			654.00
	Highway Safety Act (Child Restraint)			555.00
	Indigent Defense Support Fund (IDFC)			93,886.43
	Indigent Defendant Support Fund (IDSF)			16,852.69
	Indigent Driver Interlock Fund (IDIF)			8,613.50
	Justice Program Service Fund (JPSF)			338.47
	45-50% Ohio State Patrol fines			67,877.73
	Sealing Record fees			1,230.00
	Seat Belt fines			7,380.00
	State Highway Safety Fund (IIFS)			102.50
	Victim of Crime Fund (RRF)		\$	249,480.41